

# October 2008

# Back<sup>2</sup>Basics
















## Solution

Based on Cx-3 ATC/FPT software

### FPT ERU-1 with RTU-1

Status:

Mode:

				Off		Max Cooling-Occ Cycle		Min Cooling-Occ Cycle	
				1		2		3	
Device	Tag	Description	Reaction	Status	Result	Status	Result	Status	Result
	ERU-1	Energy recovery wheel	On Off Modulating Full speed	X	Pass/Fail	X	Pass/Fail	X	Pass/Fail
	ACCU-1	Air cooled chiller unit	On Off Staging	X	Pass/Fail	X	Pass/Fail	X	Pass/Fail
	BAS Computer	BAS Interface	Monitoring Normal power Emergency power Alarm indicated	X X	Pass/Fail Pass/Fail	X X	Pass/Fail Pass/Fail	X X	Pass/Fail Pass/Fail
	B-1	Hot water (HW) boiler	On Off Modulating	X	Pass/Fail	X	Pass/Fail	X	Pass/Fail
	CC-1	Cooling coil with two-way ATC valve	Closed Open Modulating	X	Pass/Fail	X	Pass/Fail	X X	Pass/Fail Pass/Fail
	D-1	Outside air (OA) damper	Closed Open Modulating	X	Pass/Fail	X	Pass/Fail	X	Pass/Fail
	D-2	Exhaust air damper	Closed Open Modulating	X	Pass/Fail	X	Pass/Fail	X	Pass/Fail
	DPS-1	Filter DP sensor	No signal Monitoring Alarm	X	Pass/Fail	X	Pass/Fail	X	Pass/Fail
	EF-1	Exhaust fan	On Off	X	Pass/Fail	X	Pass/Fail	X	Pass/Fail
	SF-1	Supply fan	On Off	X	Pass/Fail	X	Pass/Fail	X	Pass/Fail
	FCU-1	Typ fancoil unit	On Off	X	Pass/Fail	X	Pass/Fail	X	Pass/Fail
	F-1	Filter	No airflow Airflow	X	Pass/Fail	X	Pass/Fail	X	Pass/Fail
	HC-1	Heating coil with two-way ATC valve	Closed Open Modulating	X	Pass/Fail	X	Pass/Fail	X	Pass/Fail
	RT-1	Typ room thermostat	No signal Monitoring Alarm	X	Pass/Fail	X	Pass/Fail	X	Pass/Fail
	TT-1	OA temp transmitter	No signal Monitoring Alarm	X	Pass/Fail	X	Pass/Fail	X	Pass/Fail