















April 2009

Back²Basics

Solution

Based on Cx-3 ATC/FPT software

FPT-AHU EA-RA Fan OA-MA-PF-FF-PHC				Status:		On-max cooling		On-nominal cooling	
				Mode:		1	2	3	
Device	Tag	Description	Reaction	Status	Result	Status	Result	Status	Result
	BAS Computer	BAS Interface	Modulating Normal power Emergency power Alarm indicated	X X	Pass/Fail Pass/Fail	X X	Pass/Fail Pass/Fail	X X	Pass/Fail Pass/Fail
	D-1	RA Damper	Closed Open Modulating	X	Pass/Fail	X	Pass/Fail	X	Pass/Fail
	D-2	OA Damper	Closed Open Modulating	X	Pass/Fail	X	Pass/Fail	X	Pass/Fail
	D-3	EA Damper	Closed Open Modulating	X	Pass/Fail	X	Pass/Fail	X	Pass/Fail
	DAT-1	Discharge Air Temp	No signal Monitoring Alarm	X	Pass/Fail	X	Pass/Fail	X	Pass/Fail
	HHL	Humidity Hi Limit	No signal Monitoring Alarm	X	Pass/Fail	X	Pass/Fail	X	Pass/Fail
	SD-1	SA Smoke Detector	No signal Monitoring Alarm	X	Pass/Fail	X	Pass/Fail	X	Pass/Fail
	FP-1	Fan Powered Box	Fan-off damper closed Fan-on damper closed Fan-on modulating	X	Pass/Fail	X	Pass/Fail	X	Pass/Fail
	RAF-1	Fan	Off On-modulating On-max flow	X	Pass/Fail	X	Pass/Fail	X	Pass/Fail
	SF-1	Supply Fan	Off On-modulating On-max flow	X	Pass/Fail	X	Pass/Fail	X	Pass/Fail
	FF-1	Final Fan	No flow Monitoring Alarm	X	Pass/Fail	X	Pass/Fail	X	Pass/Fail
	PF-1	Pre-Filter	No signal Monitoring Alarm	X	Pass/Fail	X	Pass/Fail	X	Pass/Fail
	FMS-1	Flow Measuring Station	No signal Monitoring Alarm	X	Pass/Fail	X	Pass/Fail	X	Pass/Fail
	FMS-2	Flow Measuring Station	No signal Monitoring Alarm	X	Pass/Fail	X	Pass/Fail	X	Pass/Fail